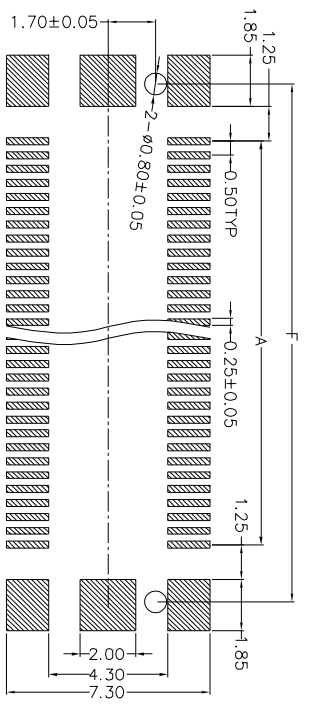
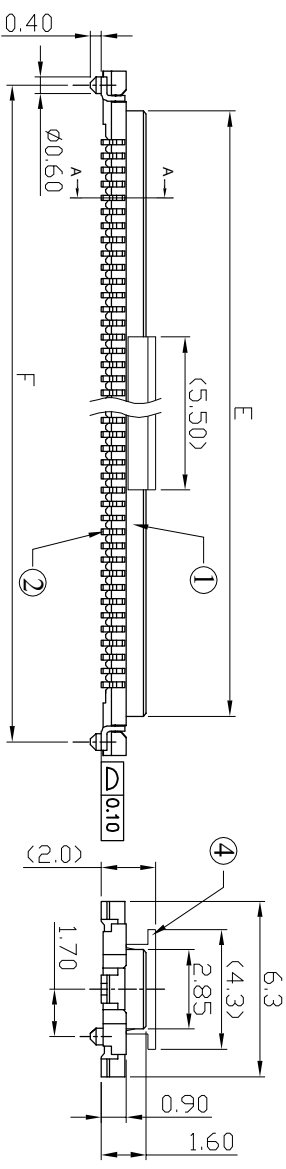
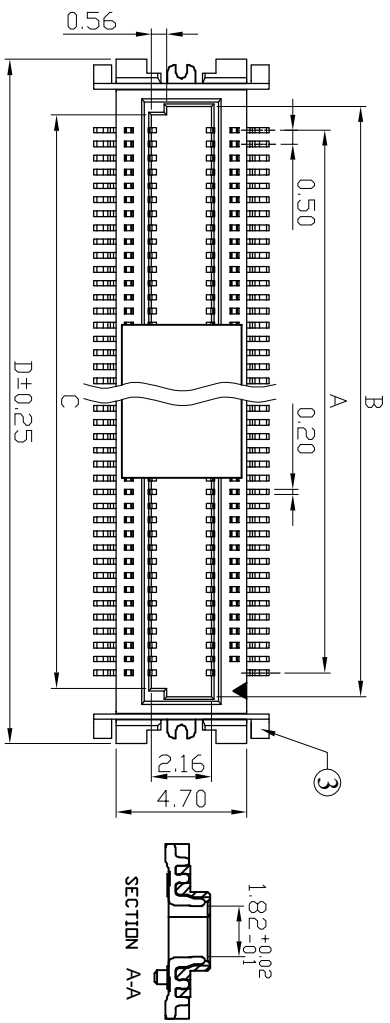


LTR	Part Name	Material	Description	QTY
1	Housing	LCP NY-46 UL94V-0	+30%Gr +40%GF Initial : 1000M Ohms Min.	1
2	Contact	Brass C2680	Current Rating : 0.5 A Initial : 30m Ohms Max.	XX
3	Fitting Nail	Brass C2680	Current Rating : 0.5 A Initial : 30m Ohms Max.	2
4	CAP	LCP	—	1

Temperature Rating : -40°C ~ +105°C.  
Dielectric Withstanding Voltage : 300 V AC/Min



PC BOARD LAYOUT

Circuit No.	Dimensions					
	A	B (A+1.7)	C (A+1.1)	D (A+3.1)	E (A+2.3)	F (A+4.1)
2*10P	4.50	6.20	5.60	9.60	6.75	8.60
2*15P	7.00	8.70	8.10	12.10	9.25	11.10
2*20P	9.50	11.20	10.60	14.60	11.75	13.60
2*30P	14.50	16.20	15.60	19.60	16.75	18.60
2*40P	19.50	21.20	20.60	24.60	21.75	23.60

CHUFON TECH CO., LTD

PH0.5 BTOB H0.9 Female SMT

Number of Contact  
20, 30, 40, 60, 80 Contact

Series No.

MATE WITH C2800XX-02  
C2800XX-03  
C2800XX-05  
C2800XX-07  
C2800XX-08

C 28 00 XX X -01

THIS DRAWING IS A CONTROLLED DOCUMENT.

DIMENSIONS: MM		TOLERANCES UNLESS OTHERWISE SPECIFIED:	
0 PL/C	± -	01SEP2023	楊廣文
1 PL/C	± 0.30	APVD	林振偉
2 PL/C	± 0.20	PRODUCT SPEC	
3 PL/C	± 0.15	QUALIFICATION TEST REPORT	
4 ANGLES	± 3°	WEIGHT	
MATERIAL SEE NOTE		FINISH SEE NOTE	
CUSTOMER DRAWING		DRAWING NO. C280000-01	
SCALE —		SHEET 1 OF 1	
RESTRICTED TO		REV AO	